

Who attends Power Show Ohio?

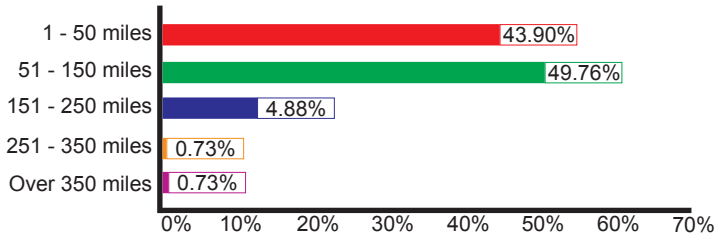


Attendee Survey Results

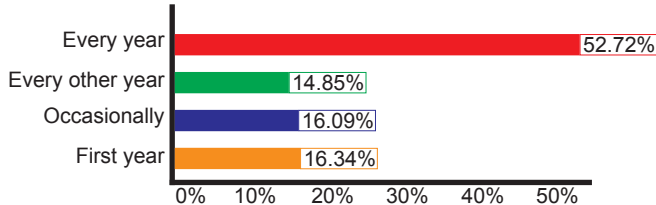
This survey was conducted at the 2011 Power Show Ohio. Members of the Bloom-Carroll FFA randomly surveyed attendees during the show. This survey provides customer demographics that will assist exhibitors in qualifying attendees of Power Show Ohio.

Survey conducted January 28, 29 & 30, 2011

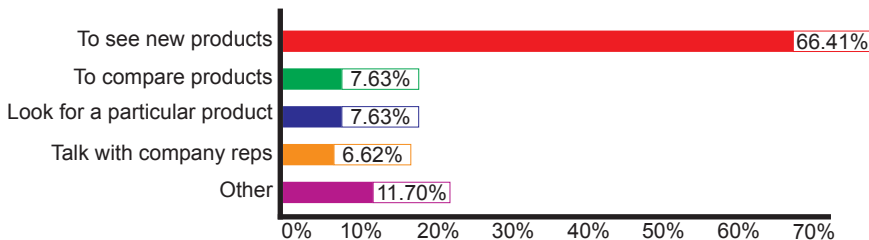
DISTANCE TRAVELED



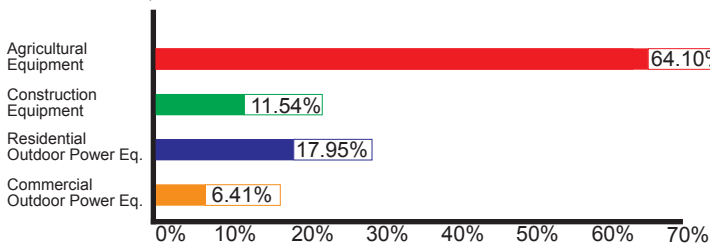
HOW OFTEN DO YOU ATTEND?



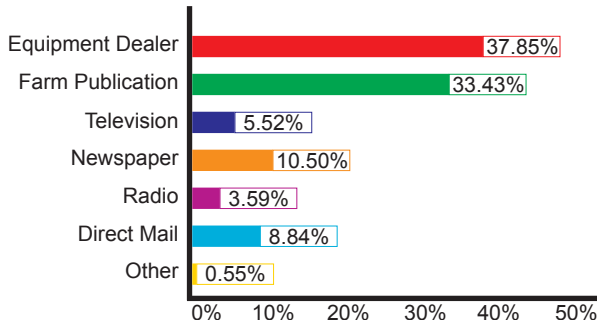
PRIMARY REASON FOR ATTENDING



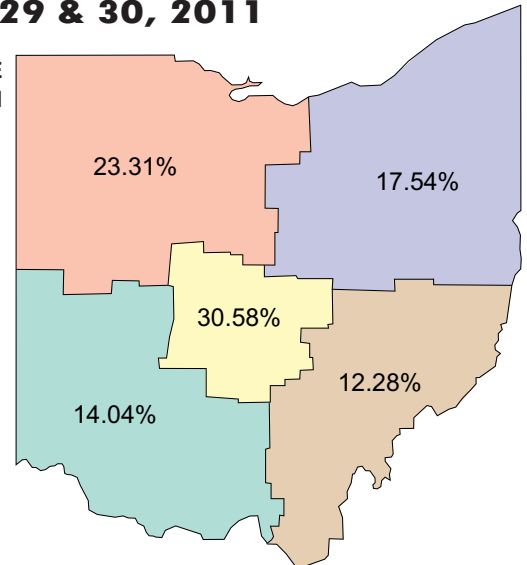
PRIMARY EQUIPMENT INTERESTS



WHERE DID YOU HEAR ABOUT POWER SHOW OHIO?



ATTENDEE DISTRIBUTION

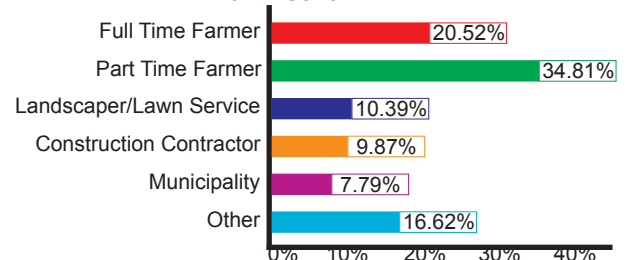


AVERAGE NUMBER PER PARTY
3.05 PEOPLE

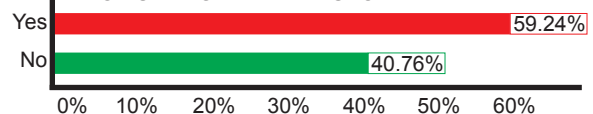
AVERAGE NUMBER OF ACRES FARMED . . .
591.88 ACRES
(64.41% OWNED; 35.59% RENTED)

AVERAGE NUMBER OF ACRES OWNED BY NON-FARMERS . . .
58.55 ACRES

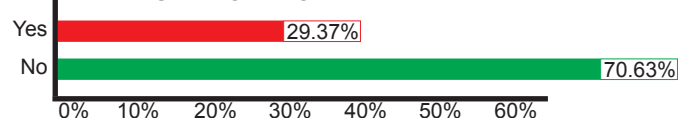
TYPE OF CUSTOMER



HAVE YOU PURCHASED A PRODUCT AS A RESULT OF SEEING IT AT THE SHOW?



DO YOU EXPECT TO MAKE A NEW MACHINERY PURCHASE THIS YEAR?



Upcoming show dates: January 27, 28 & 29, 2012